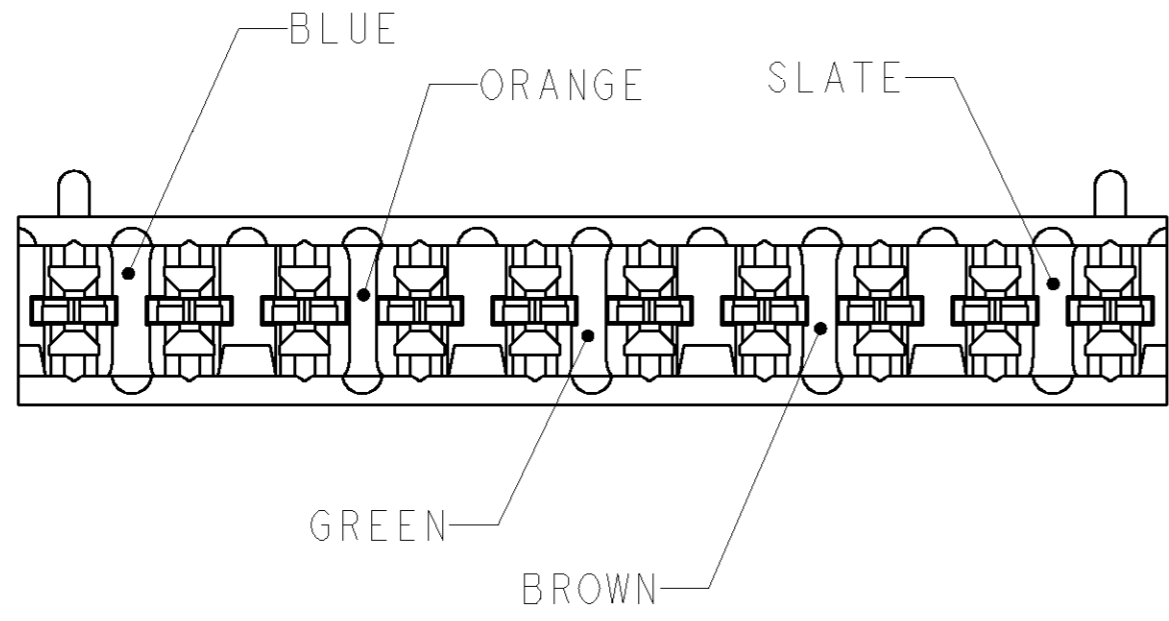
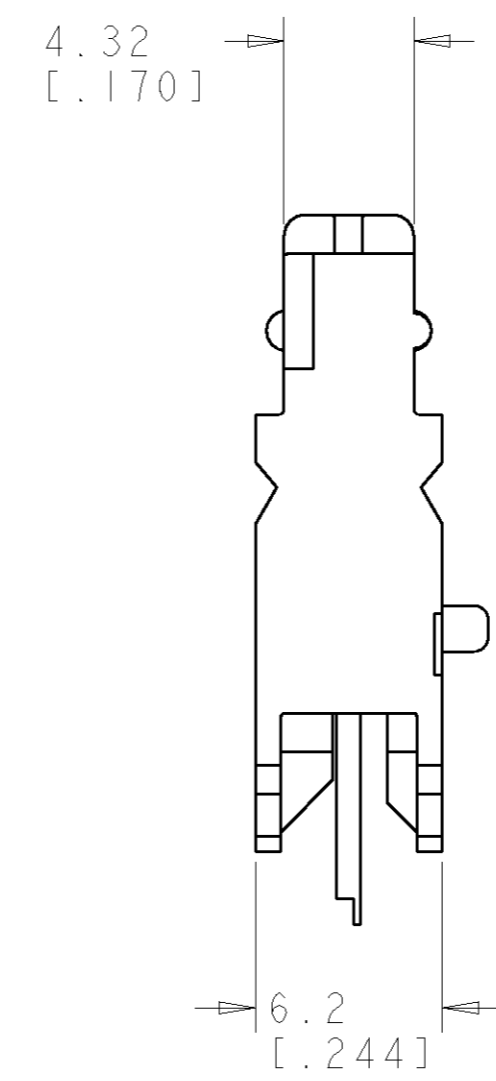
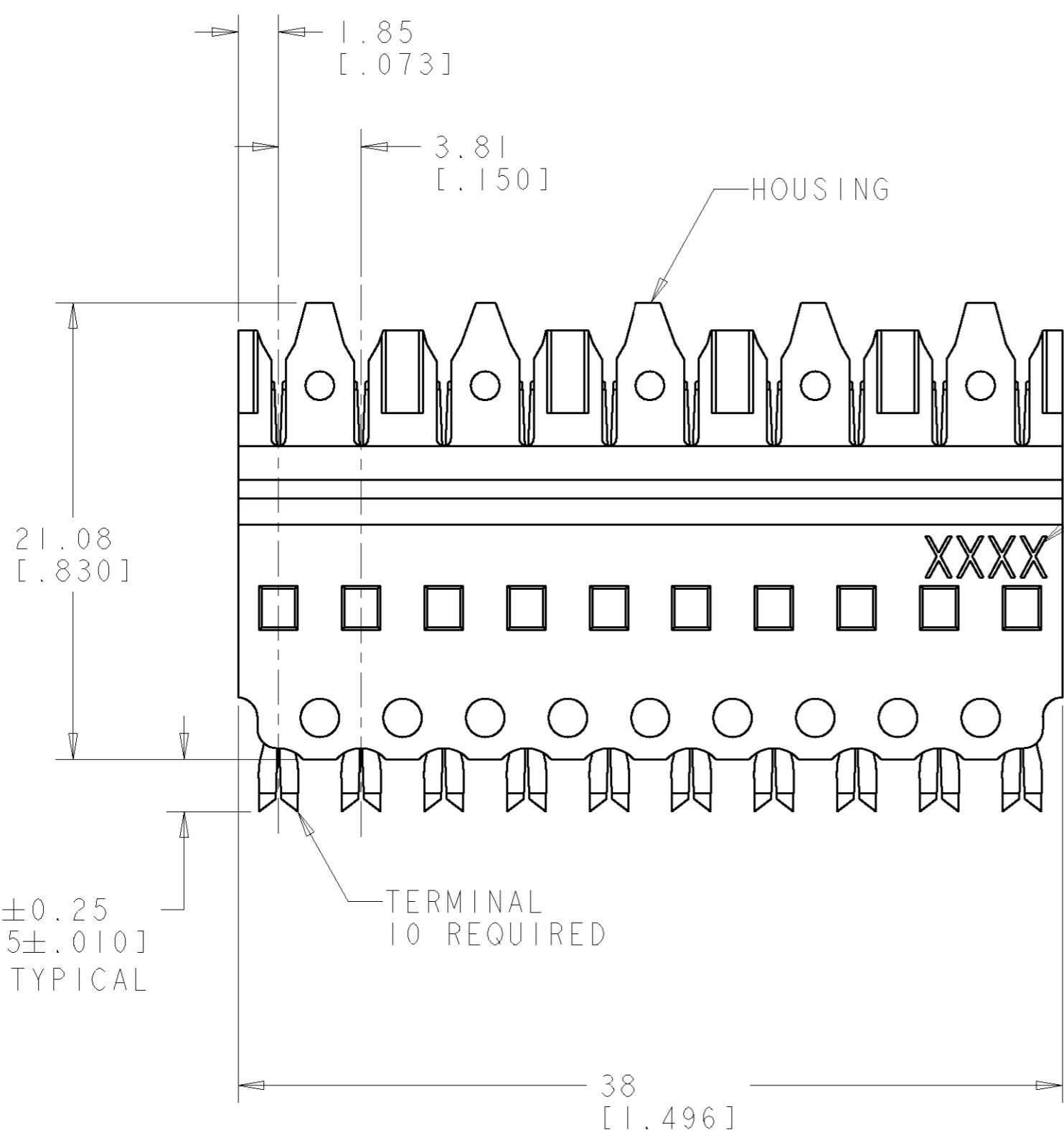


THIS DRAWING IS UNPUBLISHED. RELEASED FOR PUBLICATION 20
 © COPYRIGHT 20 BY TYCO ELECTRONICS CORPORATION. ALL RIGHTS RESERVED.

LOC		DIST		REVISIONS			
P	LTR	DESCRIPTION	DATE	DWN	APVD		
	G	REDWN, REV; EC 0B40-0298-02	06JAN03	GG	SH		
	H	REV; EC 0B40-0038-03	13FEB03	GG	SH		



- 1. MATERIAL: HOUSING - POLYCARBONATE MOLDING COMPOUND, IVORY.
 TERMINALS - PHOSPHOR BRONZE PLATED WITH 3.81um [.000150] MINIMUM THICK NICKEL UNDERPLATE.
- 2. ALL DIMENSIONS SHOWN ARE NOMINAL UNLESS OTHERWISE SPECIFIED.
- 3. SEE RESTRICTED CUSTOMER DRAWING 2-558402-1.
- 4. SEE RESTRICTED CUSTOMER DRAWING 3-558402-1.



4
 3
 558402-1
 PART NUMBER

THIS DRAWING IS A CONTROLLED DOCUMENT FOR TYCO ELECTRONICS CORPORATION IT IS SUBJECT TO CHANGE AND THE CONTROLLING ENGINEERING ORGANIZATION SHOULD BE CONTACTED FOR THE LATEST REVISION.		DWN G. GARRETT 06 JAN 03 CHK S. HERNDON 06 JAN 03 APVD S. HERNDON 06 JAN 03	tyco Tyco Electronics Harrisburg, PA 17105-3608
DIMENSIONS: MM [INCHES]		PRODUCT SPEC APPLICATION SPEC	NAME CONNECTOR BLOCK ASSEMBLY. 5 PAIR, XC, 110CONNECT
TOLERANCES UNLESS OTHERWISE SPECIFIED: 0 PLC ± 1 PLC ± 2 PLC ± 3 PLC ±0.127 [.005] 4 PLC ± ANGLES ± FINISH		WEIGHT -	SIZE A2 CAGE CODE 00779 DRAWING NO. 558402 RESTRICTED TO -
MATERIAL		CUSTOMER DRAWING	SCALE 4:1 SHEET 1 OF 1 REV H